



OKLAHOMA

# OK FluView Week 50

Viral Respiratory Disease Report for Healthcare Professionals, Dec 12—Dec 18, 2021

Influenza % Positive:

**12.9%**

Influenza Deaths since

9/1/21:

**2**

ILI Level:

**Low**

National:

Influenza Like Illness

**2.7%****Low**

VS

Oklahoma:

Influenza Like Illness

**3.2%****Low**

## Respiratory Pathogens

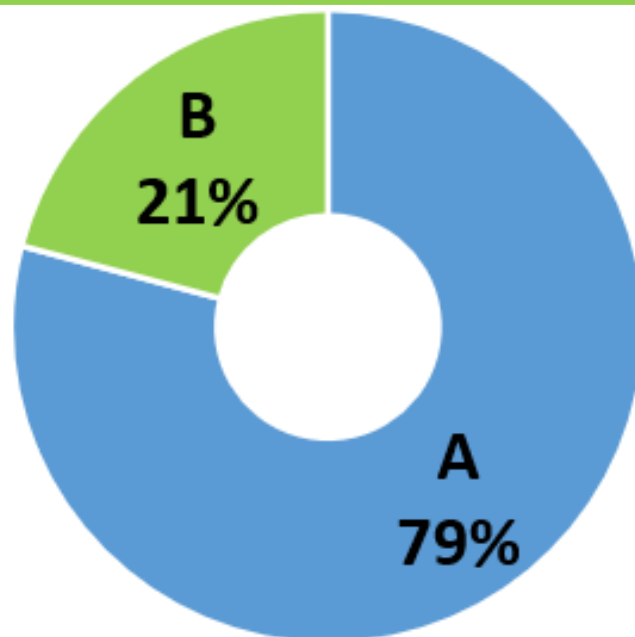
REGION	Influenza	RSV
NW	16.7%	0.0%
NE	11.8%	0.0%
SW	16.3%	4.2%
EC	13.1%	0.0%
SE	10.0%	2.9%
Central	13.0%	1.7%
Tulsa Co	7.9%	0.0%
Oklahoma Co	16.3%	3.1%

HIGH

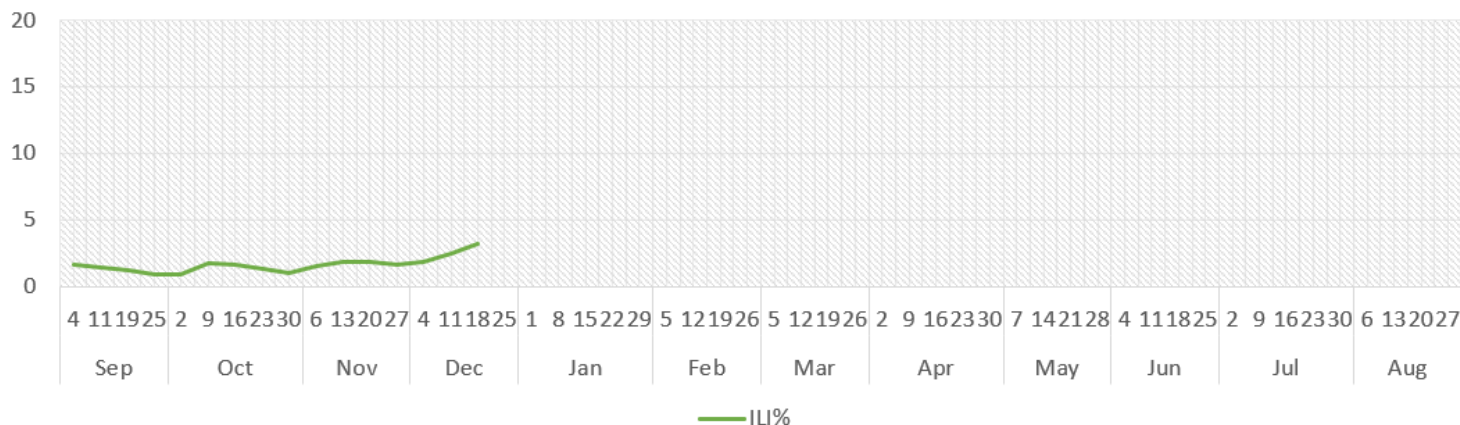
Moderate

Low

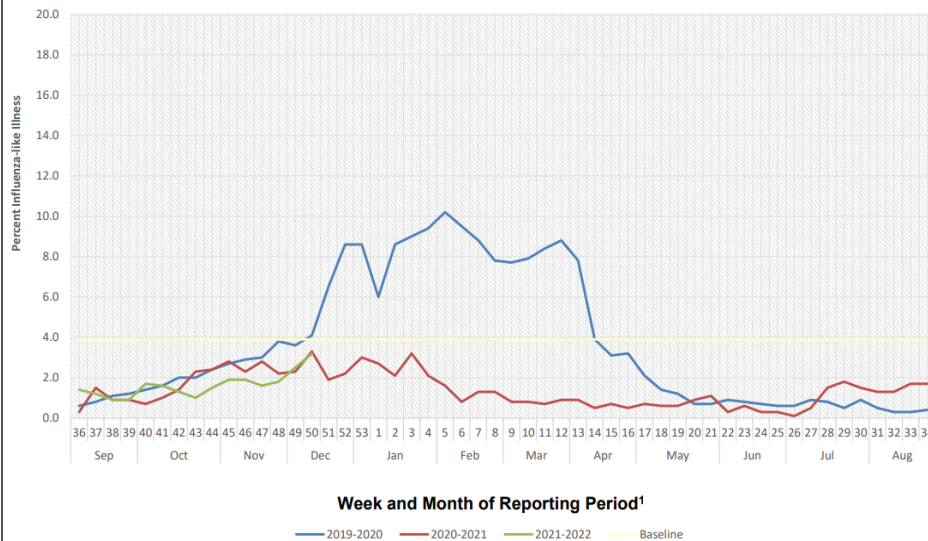
Sporadic



## Influenza Like Illness

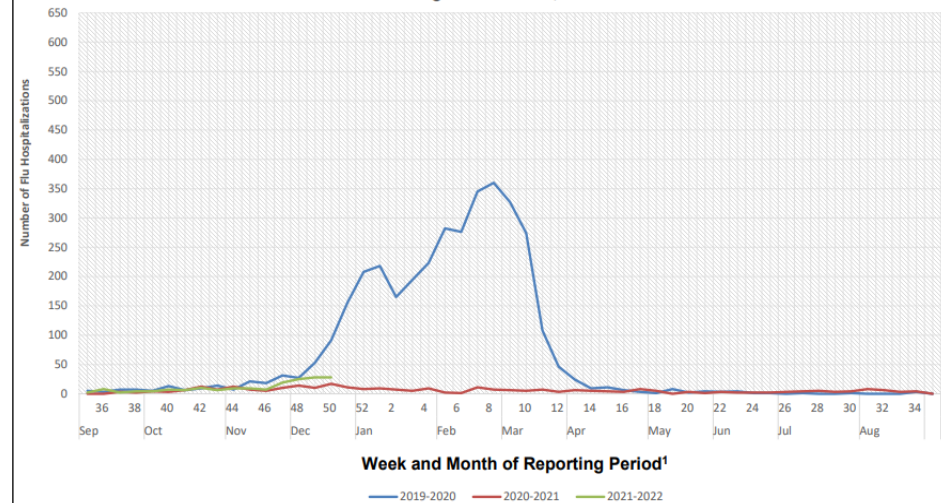


**Weekly Percent of Influenza-like Illness Based on Total Patient Visits to Sentinel Clinicians, Oklahoma Viral Respiratory Illness Surveillance System, 2019-2022**  
**Week ending December 18, 2021 (Week 50)**



<sup>1</sup>These units correspond to the number of weeks in a year and allow for a comparison between multiple seasons.

**Influenza-Associated Hospitalizations by Week of Positive Influenza Test, Oklahoma, Comparison of the 2019-2020<sup>‡</sup>, 2020-2021<sup>\*</sup>, and 2021-2022<sup>†</sup> Seasons**  
**Week ending December 18, 2021**



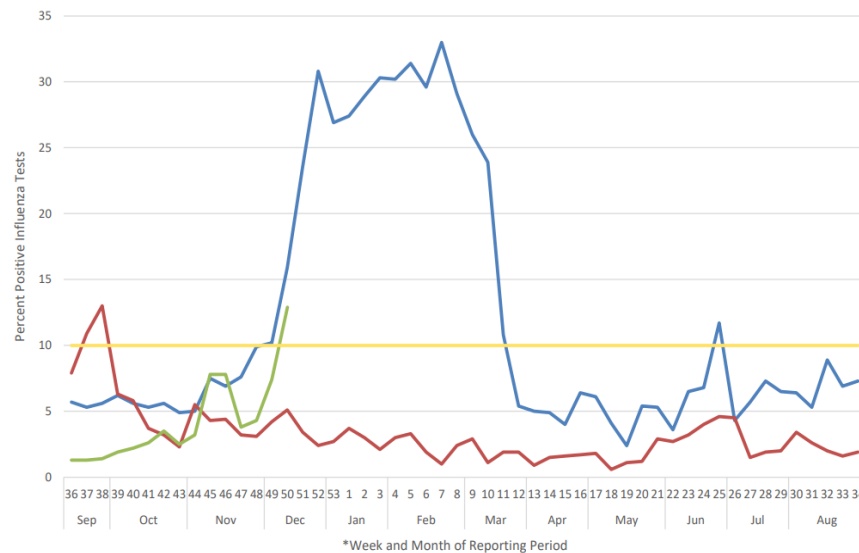
<sup>‡</sup>These units correspond to the number of weeks in a year and allow for comparison between multiple seasons.

<sup>†</sup>total number of hospitalizations for the 2019-2020 season is 3,580. The season had an initial wave of influenza B followed by a second wave of influenza A H1N2.

<sup>\*</sup>Total number of hospitalizations to date for the 2020-2021 season is 287. This season was characterized by COVID-19 mitigation which contributed to a low influenza season.

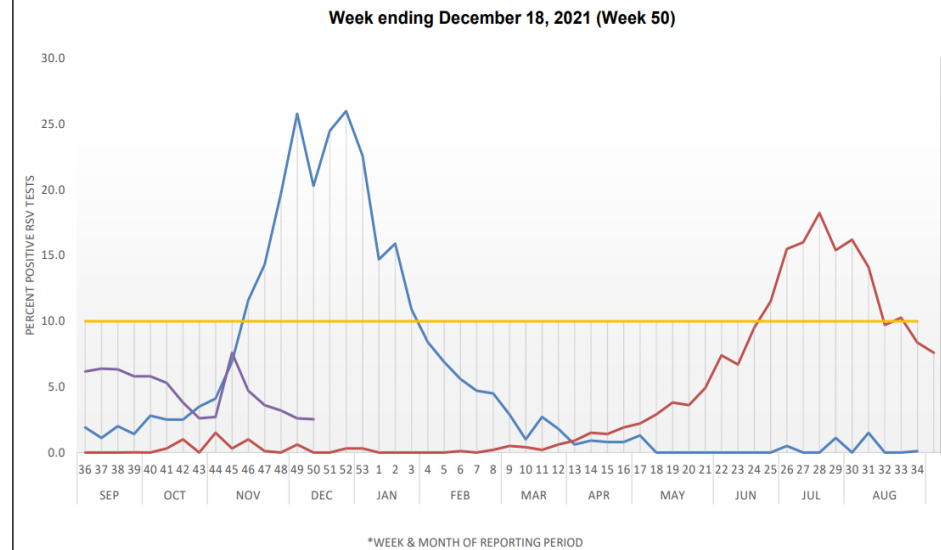
<sup>†</sup>Total number of hospitalizations for the 2021-2022 season to date is 174.

**Weekly Percent of Sentinel Laboratory and Physician Positive Influenza Tests, Oklahoma Viral Respiratory Illness Sentinel Surveillance System, 2018-2021**  
**Week Ending December 18, 2021 (Week 50)**



\*These units correspond to the number of weeks in a year and allow for a comparison between multiple seasons.

**Weekly Percent of Sentinel Laboratory Positive RSV Tests, Oklahoma Viral Respiratory Illness Sentinel Surveillance System, 2019-2022**  
**Week ending December 18, 2021 (Week 50)**



\*These units correspond to the number of weeks in a year and allow for a comparison between multiple seasons